

Research Networking: Creating or Editing Your RTRN Profile and Joining an RTRN Cluster to Facilitate Team-Science Research

Solomon T. Garner, Jr., Ph.D.
*Director, Research Resources
and Research Networking*



HUNTER



**CLARK ATLANTA
UNIVERSITY**



CHARLES DREW UNIVERSITY
OF MEDICINE AND SCIENCE



FAMU
FLORIDA AGRICULTURAL AND MECHANICAL UNIVERSITY



TEXAS SOUTHERN UNIVERSITY



UCC
UNIVERSIDAD CENTRAL DEL CARIBE



UNIVERSITY
of HAWAI'I®
MĀNOA



XAVIER UNIVERSITY of Louisiana



**Ponce
School
of
Medicine**

Step 1. Go to the RTRN website at www2.rtrn.net

Step 2. Click on RTRN PROFILES (bottom right)



[ABOUT](#)
[CONNECT WITH RTRN](#)
[PARTNERSHIPS](#)
[COMMUNITY](#)
[RTRN MEDIA CENTER](#)
[RESEARCH HUB](#)

Welcome to the RCMI Translational Research Network

A groundbreaking consortium of biomedical, behavioral and clinical researchers working with healthcare providers and the community to address health disparities through collaboration



The State of Obesity: Better Policies for a Healthier America 2015

[Click to read....](#)



HOW CAN WE HELP YOU

[click here....](#)



SEARCH HERE

Type Here....



RTRN Researchers



Community



Research Resources



Outcomes



THE RESEARCH HUB

COLLABORATION TOOLS & INFO FOR RESEARCHERS

RTRN PROFILES

UPCOMING EVENTS

OCT 31

American Public Health Association Annual Conference...
Saturday October 31, 2015 - 12:00 PM
APHA's Annual Meeting & Exposition where public health professionals convene, learn, network ...


NOV 5

Office of Minority Health Resource Center Webinar ...
Thursday November 5, 2015 - 3:30 PM
The OMH Resource Center is pleased to present a new webinar series designed for community-based, faith-based, and academic audiences.

[LIST ALL EVENTS](#)



Step 3. You are now on the main PROFILES page.
Click on “Add My Profile”.




PROFILES - CONNECT WITH RTRN RESEARCHERS
Contact, publication, and social network information about RTRN faculty and fellows.

[Home](#) > [Profiles](#)

MENU

- New Search
- About Profiles
- Add My Profile
- Edit My Profile
- Login To Profiles
- System Spotlight


Monthly Usage



No. of Queries

1893 Total Profiles
6229 Total Publications
650269 Unique Queries

Researcher Spotlight



Zoom (Institution)

Hover your mouse over a point to see details about an RTRN institution, or click on a point to navigate to an institution "Profiles" page.

Find Experts

Keyword ☐ Search for exact phrase

Enter an area of expertise, such as "Diabetes"

Institution ☐ All except the one selected

Clusters ☐ All except the one selected

Last Name

Most viewed today

- Female
- Carcinoma, Small Cell
- Nucleotides
- Animals
- Male
- Diabetes Mellitus
- Psychometrics
- Microscopy, Electron, Scanning
- Cell Line, Tumor
- Humans

Most viewed this Month

- HIV Infections
- Phenylephrine
- Obesity
- Protein Kinase C



Step 4. Unless you are a CDU member, Click on “Continue – I’m not a CDU member”.

network information about RTRN faculty and fellows.

If you are a Charles Drew University researcher\faculty\staff member
Please use the following instructions to register your profile with RTRN:

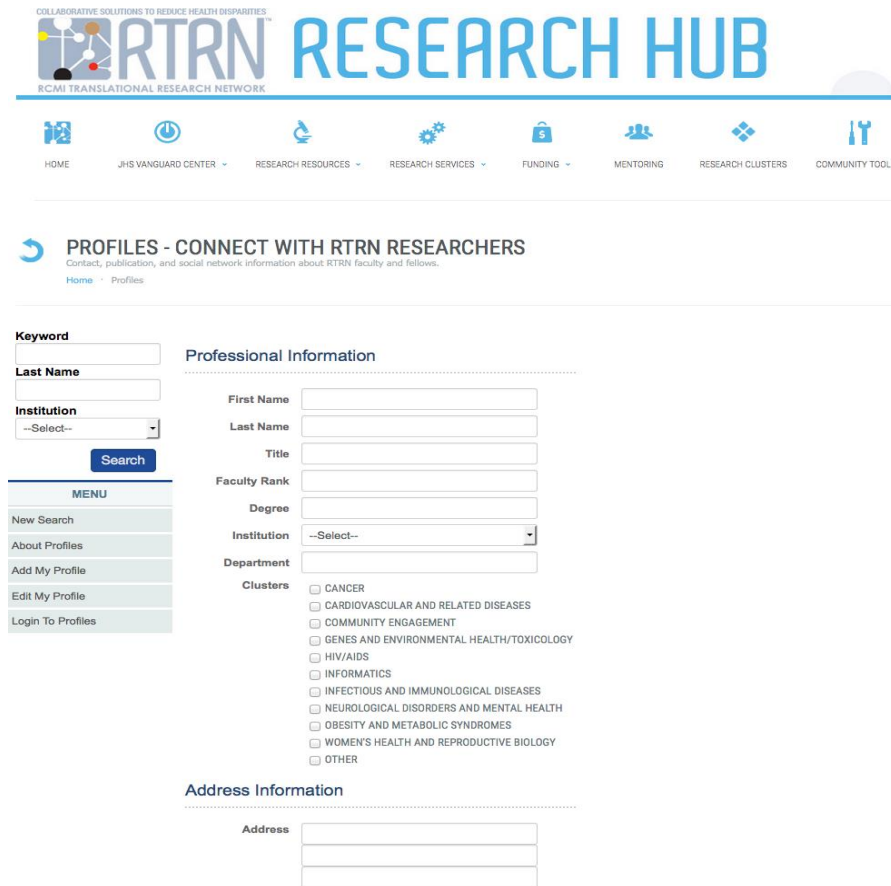
1. Request your profile to be added to the **CDU** Profiles system. Your information will be automatically retrieved from **CDU**, and generally it will take no more than 24 hours (from the time your profile is added to **CDU**) for your information to appear on the RTRN Profiles website.
2. To join a cluster, please send an email to **Pamela Bullard** at pbullard@hawaii.edu
3. Members of other institutions, please note that the above instructions only apply to Charles Drew University members.

Continue **Cancel**
 I'm not a CDU member I'm a CDU member

☐ CARDIOVASCULAR AND RELATED DISEASES
☐ COMMUNITY ENGAGEMENT



Step 5. You are now on the PROFILES Registration page.



Step 6. Enter your Professional Information.

Professional Information

First Name	<input type="text"/>
Last Name	<input type="text"/>
Title	<input type="text"/>
Faculty Rank	<input type="text"/>
Degree	<input type="text"/>
Institution	<input type="text" value="--Select--"/>
Department	<input type="text"/>



Joining an RTRN Cluster

Step 7. Select one or more clusters related to your area of research interest.

Clusters

- ☐ CANCER
- ☐ CARDIOVASCULAR AND RELATED DISEASES
- ☐ COMMUNITY ENGAGEMENT
- ☐ GENES AND ENVIRONMENTAL HEALTH/TOXICOLOGY
- ☐ HIV/AIDS
- ☐ INFORMATICS
- ☐ INFECTIOUS AND IMMUNOLOGICAL DISEASES
- ☐ NEUROLOGICAL DISORDERS AND MENTAL HEALTH
- ☐ OBESITY AND METABOLIC SYNDROMES
- ☐ WOMEN'S HEALTH AND REPRODUCTIVE BIOLOGY
- ☐ OTHER



Step 8. Enter your professional contact information.
A complete address, including e-mail address, is required.

Address Information

Address	<input type="text"/>
	<input type="text"/>
	<input type="text"/>
City	<input type="text"/>
State	<input type="text" value="Select a State"/>
Postal Code	<input type="text"/>
Telephone	<input type="text"/>
Fax	<input type="text"/>
Email	<input type="text"/>



Step 9. Create your personal login. Passwords must be 4-16 characters with at least one number. Please save this information. It is needed to complete your Profile, and to edit or update your Profile in the future. Answer the math question and click “Submit”.


Login Information

Username

Password

Confirm Password

Please answer the following:


 $1 + 6 = \boxed{}$

Submit

Cancel



Step 10. You are now successfully registered on PROFILES.


PROFILES - CONNECT WITH RTRN RESEARCHERS
 Contact, publication, and social network information about RTRN faculty and fellows.

[Home](#) - [Profiles](#)

Keyword

Last Name

Institution

MENU
[New Search](#)
[About Profiles](#)
[Add My Profile](#)
[Edit My Profile](#)
[Login To Profiles](#)

Your information has been submitted successfully

THANK YOU FOR PARTICIPATING IN THE RTRN RESEARCH COLLABORATION AND PROFESSIONAL NETWORKING SERVICE (PROFILES)

LOGIN TO PROFILE

Enter your institution, user name and password to log in.

Institution:

User name or Email address:


Password:

☐ REMEMBER MY LOGIN

Please contact our help desk if you have any questions or concerns about your newly added profile.



Step 11. Next, you will need to enter your affiliations, awards and honors, narrative and publications. To do so, enter your institution, username and password, then click “Login”.

 **PROFILES - CONNECT WITH RTRN RESEARCHERS**
Contact, publication, and social network information about RTRN faculty and fellows.
[Home](#) · [Profiles](#)

Keyword

Last Name

Institution
--Select--

Search

MENU

- New Search
- About Profiles
- Add My Profile
- Edit My Profile
- Login To Profiles

LOGIN TO PROFILE

Enter your institution, user name and password to log in.

Institution: --Select--

User name or Email address:


Password:

☐ REMEMBER MY LOGIN

Login **Forgot your password?**



Step 12. Click on the arrow to edit and add information.



Bruce Shiramizu



Edit Basic Information

Title Professor

Faculty Rank

Degree M.D.

Institution University of Hawaii

Department Pediatrics, Medicine, Hawaii Center for AIDS, Tropical Medicine

Clusters Cancer

HIV/AIDS

Neurological Disorders and Mental Health

Address University of Hawaii, John A. Burns School of Medicine
651 Ilalo St. BSB 325AA

City Honolulu

State HI

Postal Code 96813

Telephone (808) 692-1677

Fax


Email bshirami@hawaii.edu

[Back](#)



Step 13. Enter Other Affiliations and Awards and Honors.

Other Affiliations




☐ Add Affiliation(s)

Title	Institution	Department	Division
-------	-------------	------------	----------

University of Hawaii

Awards and Honors



☐ Add Award(s)

None



Step 14. Add a Narrative and additional information.

Narrative



 Edit Narrative

Not Available

Mentorship



 Edit Mentoring

Not Available

Online Resources



 Add New Resource(s)

None



Step 15. Search for and add your Publications.

Publications




- ▣ **Add PubMed** (Search PubMed and add multiple articles.)
- ▣ **Add by ID** (Add one or more articles using codes, e.g., PubMed ID.)
- ▣ **Add Custom** (Enter your own publication using an online form.)
- ▣ **Delete** (Remove multiple publications from your profile.)

None



Step 16. To add your publications using PubMed, enter your name in the box and click “Search”. Once you have selected your publications, click “Close”.

Publications



☒ **Add PubMed** (Search PubMed and add multiple articles.)

Search PubMed

☐ Enter author, affiliation or keyword in the field below.

Author(s)
(One per line)

Affiliation

Optional

Keyword

Optional

☒ Or you can also search by an arbitrary PubMed query in the field below.

Query

☒ EXCLUDE ARTICLES ALREADY ADDED TO MY PROFILE.

Search

Reset

Close



Step 17. Adding your Funded Awards

Adding your ID reporter number in the Basic Information section will auto-populate your awarded grants.

To find your RePORTER ID:

- Navigate to <https://report.nih.gov/>
- Select “RESEARCH”
 - Click on “**RePORTER**” <https://projectreporter.nih.gov/reporter.cfm>
 - Under “**RESEARCHER AND ORGANIZATION**” Enter your name
 - Right side of page - “**Fiscal Year (FY)**” click on “**SELECT**”
 - Click on “**Check/uncheck All**” (leave checkmark in box)
 - Click on “**SELECT**”
 - Left side of page - Click on “**SUBMIT QUERY**”



Step 18. Finding Your NIH RePORTER ID

- A new page populates with search results
 - Hover over your name and right click and select
“Open Link in New Tab”
 - Within the Url shown in “New Tab” **you will find your ID numbers**
 - Copy the numbers after “pid= and before the ampersand
...[8070940](#)
 - Enter these into PROFILES



Finding Your NIH RePORTER ID




Navigate to this page (<https://report.nih.gov/research.aspx>)

Select "Research" and then click on "RePORTER" (<https://projectreporter.nih.gov/reporter.cfm>)



Finding Your NIH RePORTER ID

1. Under
“RESEARCHER
AND
ORGANIZATION”
Enter your name



Search

HOME | ABOUT RePORT | FAQs | GLOSSARY | CONTACT US

QUICK LINKS RESEARCH ORGANIZATIONS WORKFORCE FUNDING REPORTS LINKS & DATA

Home > RePORTER > Query Form

MyRePORTER Login | Register System Health: GREEN



CHECK OUT FEDERAL RePORTER

About RePORTER
DATA

FAQ

ExPORTER

RePORTER
Manual

RSS of Newly
Added Projects

QUERY BROWSE NIH MATCHMAKER BETA

SUBMIT QUERY

CLEAR QUERY

Search for your funded
grants by entering your
name and selecting all
Fiscal Years

Fiscal Year (FY):
Current FY is 2016

Active Projects

CLOSE

☒ Check/Uncheck All

☒ Active Projects

☒ 2016

☒ 2015

☒ 2014

☒ 2013

☒ 2012

☒ 2011

☒ 2010

☒ 2009

☒ 2008

☒ 2007

☒ 2006

☒ 2005

SELECT

RESET

CLEAR

RESEARCHER AND ORGANIZATION

Principal Investigator (PI) /
Project Leader:
(Last Name, First Name)

Norris

Keith

Use '%' for wildcard in PI names

[Enter several PI/Project Leader names OR PI Profile IDs](#)

Organization:

LOOKUP

Please enter at least 3 characters to use Lookup.

City:

State:

SELECT

Country:

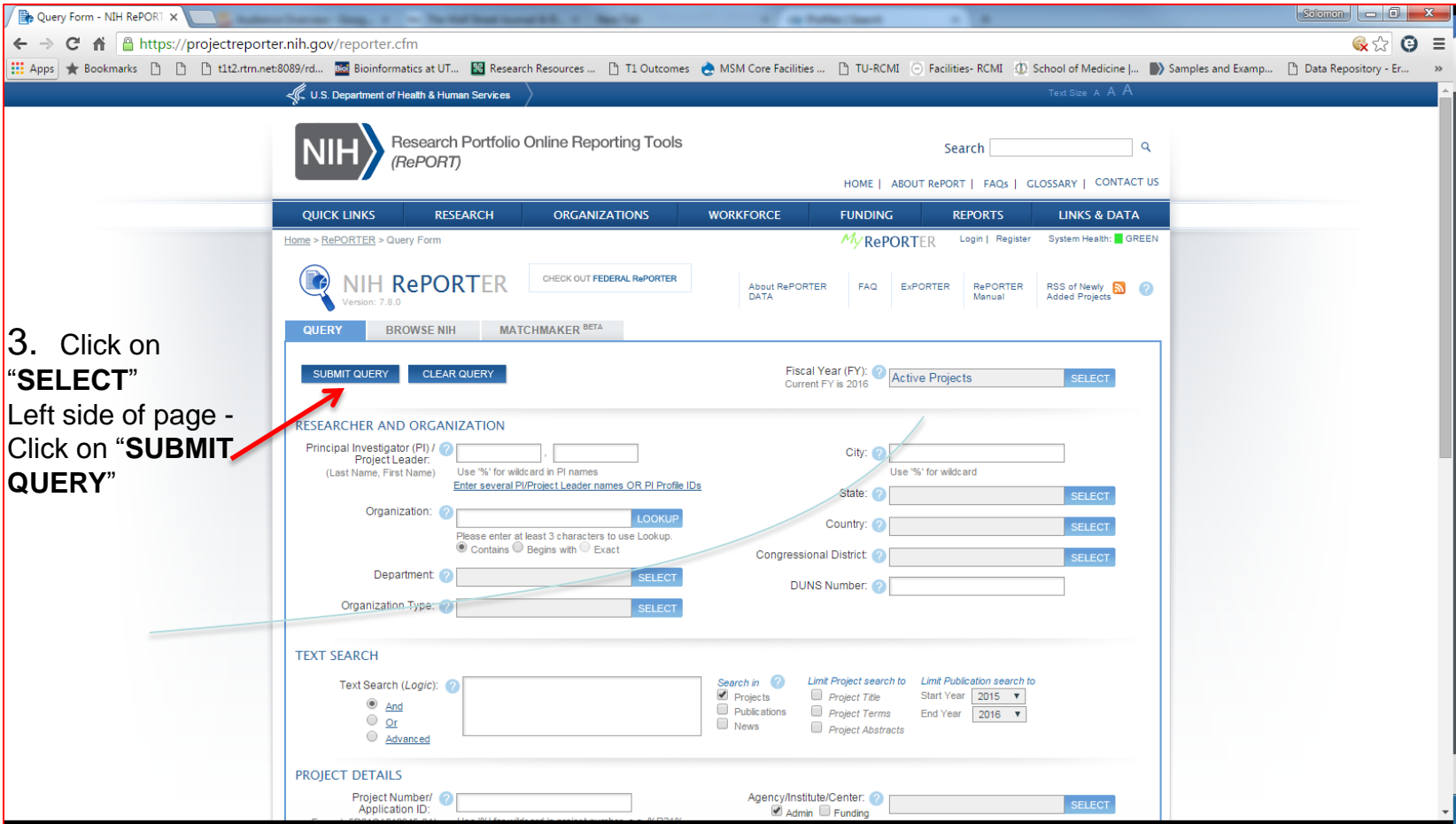
SELECT

2. Right side of page -
“Fiscal Year (FY)”
click on “SELECT”
Click on
“Check/uncheck All”
(leave checkmark in
box)



Finding Your NIH RePORTER ID

3. Click on **"SELECT"**
Left side of page - Click on **"SUBMIT QUERY"**



Query Form - NIH RePORTER X

https://projectreporter.nih.gov/reporter.cfm

U.S. Department of Health & Human Services

NIH Research Portfolio Online Reporting Tools (RePORTER)

Search

HOME | ABOUT RePORT | FAQs | GLOSSARY | CONTACT US

QUICK LINKS | RESEARCH | ORGANIZATIONS | WORKFORCE | FUNDING | REPORTS | LINKS & DATA

Home > RePORTER > Query Form

MyRePORTER Login | Register System Health: GREEN

NIH RePORTER Version: 7.8.0

CHECK OUT FEDERAL RePORTER

About RePORTER DATA | FAQ | EXPORTER | RePORTER Manual | RSS of Newly Added Projects

QUERY | BROWSE NIH | MATCHMAKER BETA

SUBMIT QUERY | CLEAR QUERY

Fiscal Year (FY): Current FY is 2016 Active Projects SELECT

RESEARCHER AND ORGANIZATION

Principal Investigator (PI) / Project Leader: (Last Name, First Name) Use '%' for wildcard in PI names Enter several PI/Project Leader names OR PI Profile IDs

City: SELECT

State: SELECT

Country: SELECT

Congressional District: SELECT

DUNS Number: SELECT

Organization: LOOKUP Please enter at least 3 characters to use Lookup. Contains Begins with Exact

Department: SELECT

Organization Type: SELECT

TEXT SEARCH

Text Search (Logic): And Or Advanced

Search in: Projects Publications News Limit Project search to: Project Title Project Terms Project Abstracts Limit Publication search to: Start Year End Year 2015 2016

PROJECT DETAILS

Project Number/ Application ID: Agency/Institute/Center: Admin Funding SELECT



Finding Your NIH RePORTER ID

4. Hover over your name and right click on "open in new tab"

Search Results

Back to Query Form Save Query Share Query

Export All Projects GO

PROJECTS PUBLICATIONS PATENTS CLINICAL STUDIES DATA & VISUALIZE MAP NEWS & MORE

There were 146 results matching your search criteria. Records per page 25 Show/Hide Search Criteria

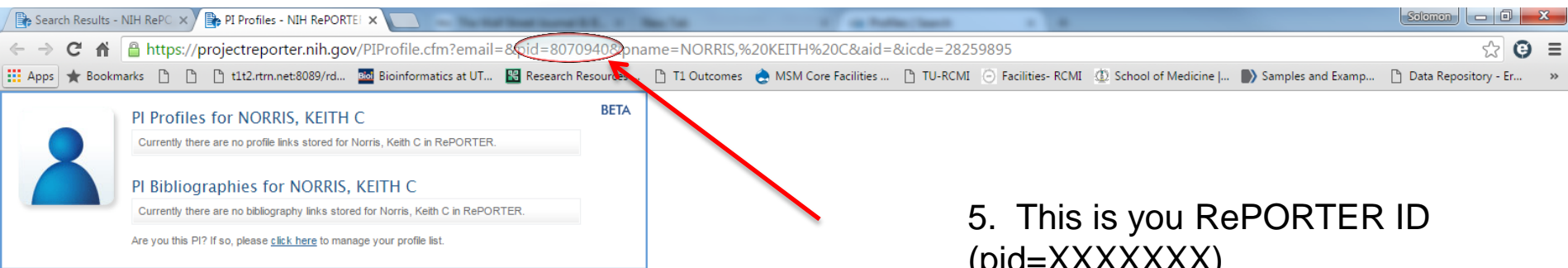
Click on the column header to sort the results 1 2 3 4 5 6 Page 1 of 6 Next Last

T: Application Type; Act: Activity Code; Project: Admin IC, Serial No.; Year: Support Year/Supplement/Amendment

T	Act	Project	Year	Sub #	Project Title	Contact PI/ Project Leader	Organization	FY	Admin IC	Funding IC	FY Total Cost by IC	Similar Projects
<input type="checkbox"/>	5	R25	HL126145	02	HBCU PRIDE PROGRAM	BEECH, BETTINA M et al.	UNIVERSITY OF MISSISSIPPI MED CTR	2015	NHLBI	NHLBI	\$309,123	
<input type="checkbox"/>	1	R25	HL126145	01	HBCU PRIDE PROGRAM	BEECH, BETTINA M et al.	UNIVERSITY OF MISSISSIPPI MED CTR	2014	NHLBI	NHLBI	\$287,570	
										NCCAM	\$8,000	
										NCI	\$55,000	
										NCMHHD	\$58,333	
<input type="checkbox"/>	1	R21	AR048050	01	MASTERS OF CLINICAL RESEARCH SCIENCES PLANNING GRANT	NORRIS, KEITH C	CHARLES R. DREW UNIVERSITY OF MED & SCI	2001	NIAMS	NIA	\$7,833	
										NIAMS	\$1	
										NIDA	\$15,000	
										NIDDK	\$58,333	
<input type="checkbox"/>	5	U01	DK065455	05	DREW AASK COHORT STUDY	NORRIS, KEITH C	CHARLES R. DREW UNIVERSITY OF MED & SCI	2007	NIDDK	NIDDK	\$519,345	
<input type="checkbox"/>	5	U01	DK065455	04	DREW AASK COHORT STUDY	NORRIS, KEITH C	CHARLES R. DREW UNIVERSITY OF MED & SCI	2006	NIDDK	NIDDK	\$596,983	
<input type="checkbox"/>	5	U01	DK065455	03	DREW AASK COHORT STUDY	NORRIS, KEITH C	CHARLES R. DREW UNIVERSITY OF MED & SCI	2005	NIDDK	NIDDK	\$603,413	
<input type="checkbox"/>	3	U01	DK065455	02S1	DREW AASK COHORT STUDY	NORRIS, KEITH C	CHARLES R. DREW UNIVERSITY OF MED & SCI	2004	NIDDK	NIDDK	\$420,188	



Finding Your NIH RePORTER ID



Search Results - NIH RePORTER | PI Profiles - NIH RePORTER

https://projectreporter.nih.gov/PIProfile.cfm?email=&pid=80709408&pname=NORRIS,%20KEITH%20C&aid=&icde=28259895

PI Profiles for NORRIS, KEITH C BETA

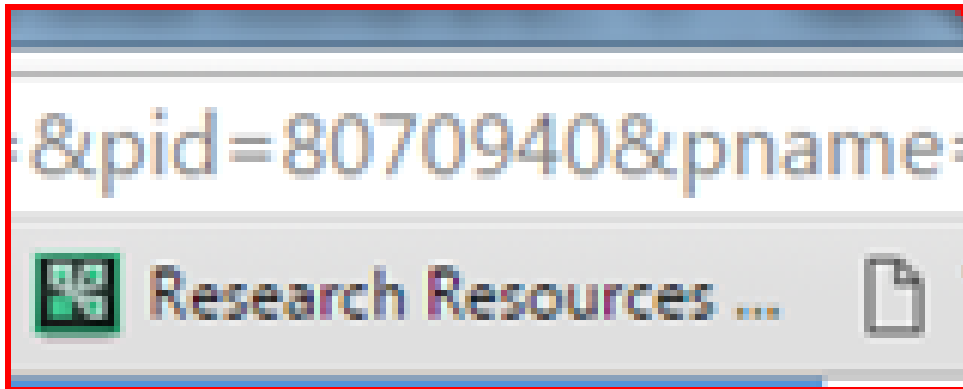
Currently there are no profile links stored for Norris, Keith C in RePORTER.

PI Bibliographies for NORRIS, KEITH C

Currently there are no bibliography links stored for Norris, Keith C in RePORTER.

Are you this PI? If so, please [click here](#) to manage your profile list.

5. This is you RePORTER ID (pid=XXXXXXX)



Step 19. Entering Your NIH RePORTER ID


- While in edit mode go to your Basic Information Section
- Enter the entire number
- Save and Close – awards will automatically populate

.....

Address	University of Hawaii, John A. Burns School
	651 Ilalo St. BSB 325AA
City	Honolulu
State	Hawaii
Postal Code	96813
Telephone	(808) 692-1677
Fax	
Email	bshirami@hawaii.edu

ID List

.....



RePORTER ID



Step 20. Login again to review your Profile.

 **PROFILES - CONNECT WITH RTRN RESEARCHERS**
Contact, publication, and social network information about RTRN faculty and fellows.
[Home](#) · [Profiles](#)

Keyword

Last Name

Institution
--Select--

MENU

New Search
About Profiles
Add My Profile
Edit My Profile
Login To Profiles

LOGIN TO PROFILE

Enter your institution, user name and password to log in.

Institution: --Select--
User name or Email address:
Password:
☐ REMEMBER MY LOGIN

Bruce Shiramizu

Title Professor
Faculty Rank
Degree M.D.
Institution University of Hawaii
Department Pediatrics, Medicine, Hawaii Center for AIDS, Tropical Medicine
Clusters Cancer
HIV/AIDS
Neurological Disorders and Mental Health
Address University of Hawaii, John A. Burns School of Medicine
651 Ilalo St. BSB 325AA
City Honolulu
State HI
Postal Code 96813
Telephone (808) 692-1677
Fax
Email bshirami@hawaii.edu



We encourage all faculty, especially those in clinical departments, to create or to update their RTRN Profiles. If you need assistance, please contact Pamela Bullard (pbullard@hawaii.edu) or Dr. Solomon Garner (solomon.t.garner@jsums.edu ph 601-979-1680).

